

Signify Classified - Internal  
Cooper Lighting Solutions Photometric Lab  
1121 Highway 74 South  
Peachtree City, GA 30269



Scaled data based on original data using  
LM-79-08 Approved Method: Electrical and Photometric Measurements of Solid-  
State Lighting Products

Test Report Prepared for  
Cooper Lighting Solutions  
(formerly Eaton)

Brand: LUMARK

Report Number: P980970

Luminaire Tested: **NFFLD-L-C75-7040-66**

Issue Date: 04/10/2025



**Test Information**

Test Method: LM-79-08  
Report Number: P980970  
Test Lab: INNOVATION CENTER(G2)  
Issue Date: 04/10/2025  
Manufacturer: COOPER LIGHTING SOLUTIONS (FORMERLY EATON)  
Product Line: LUMARK  
Catalog Number: NFFLD-L-C75-7040-66  
Description: LUMARK NIGHT FALCON LARGE SIZE 180W 70CRI 4000K LED FIXTURE NEMA 6  
Light Source: (4) 4000K CCT, 70 CRI LEDS  
Ballast/Driver: ELECTRONIC DRIVER

**Summary**

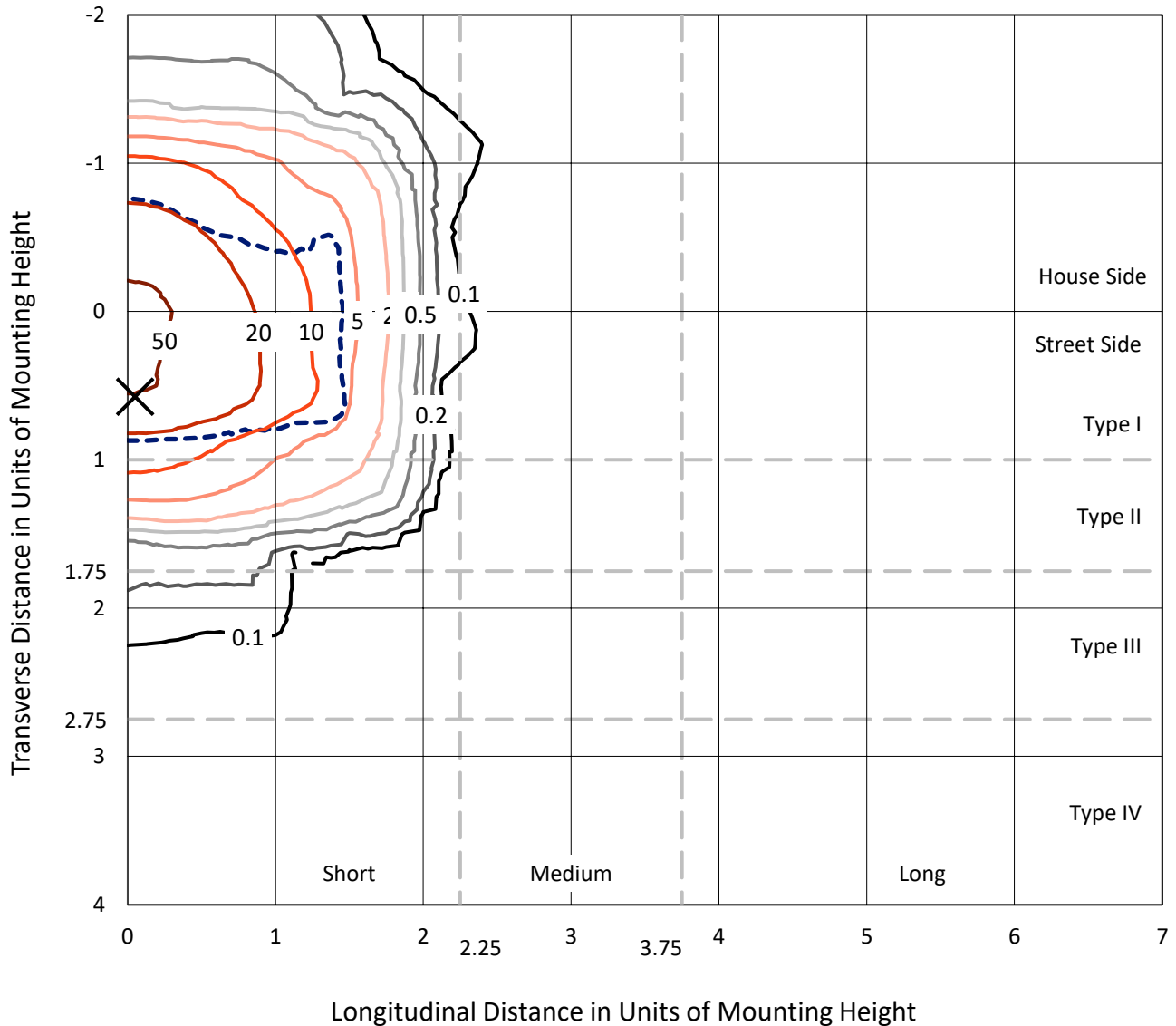
Lumens per Lamp: N/A  
Luminaire Lumens: 30744.3 lumens  
Efficiency: N/A  
Efficacy: 171.8 lumens/watt  
Luminous Opening: Rectangular (W 1' x L: 0.67' x H: 0')  
IES Classification: Type I - Short  
BUG Rating: B4 - U0 - G2

Input Watts (W): 179  
Input Voltage (V): 120  
Input Current (Ain): NR  
Voltage Rise (V): NR  
Power Factor: 0.99  
Total Harmonic Distortion (THDi): 3.5%  
Frequency (hertz): 60  
Stabilization Time: NR  
Operation Time: NR  
Ambient Temperature (°C): NR  
Test Distance: 28.75 FT

REPORT NUMBER: P980970  
 CATALOG NUMBER: NFFLD-L-C75-7040-66

### Iso-Footcandle Lines of Horizontal Illumination

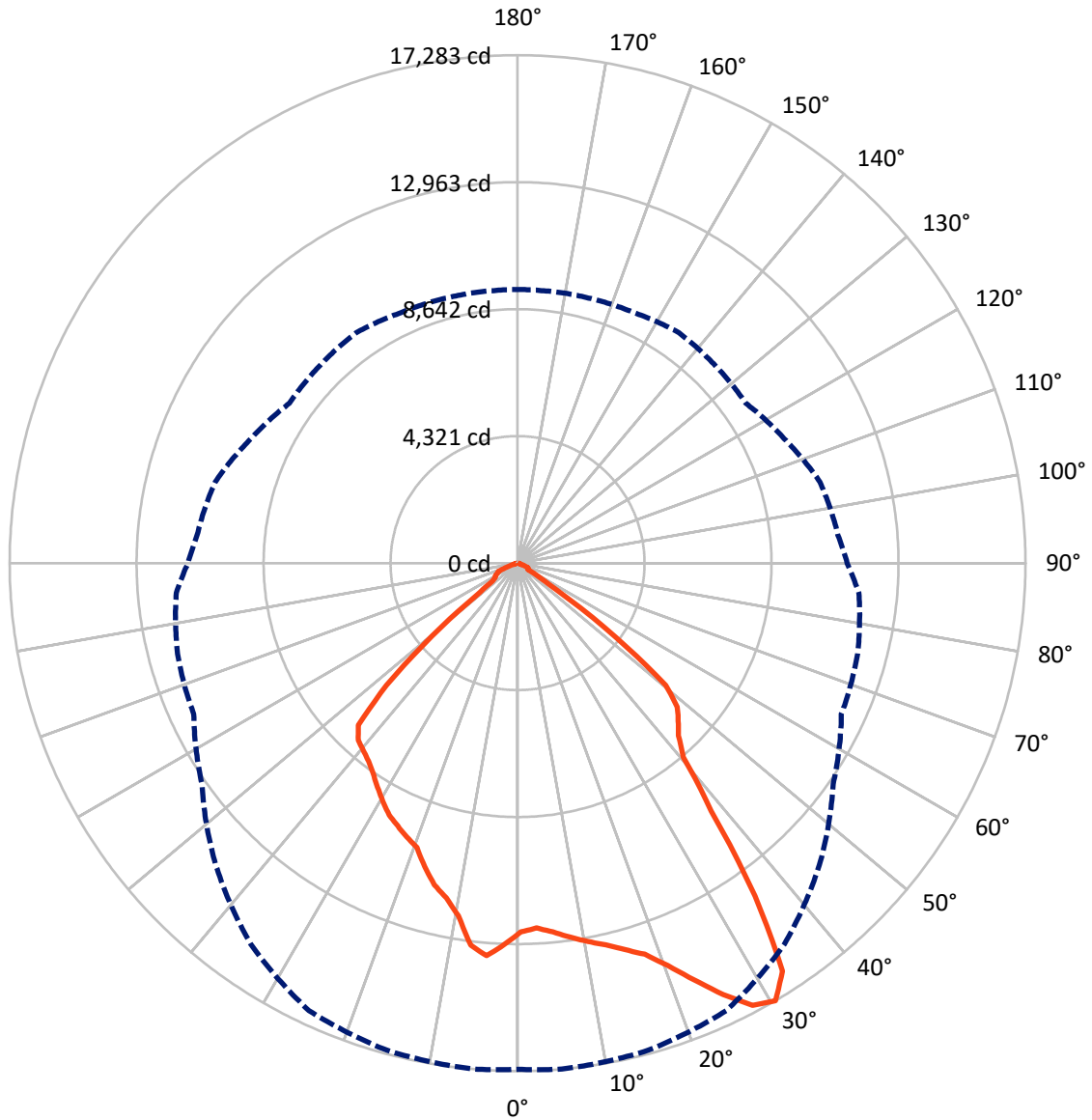
× Max cd  
 - - - 1/2 Max cd



Based on 15 foot mounting height. Maximum calculated value = 57.1 fc  
 Type I - Short - N/A

REPORT NUMBER: P980970  
CATALOG NUMBER: NFFLD-L-C75-7040-66

### Luminous Intensity Polar Plot



— Vertical Plane Through 5-Deg Lateral      - - - Horizontal Cone Through 30-Deg Vertical

REPORT NUMBER: P980970

CATALOG NUMBER: NFFLD-L-C75-7040-66

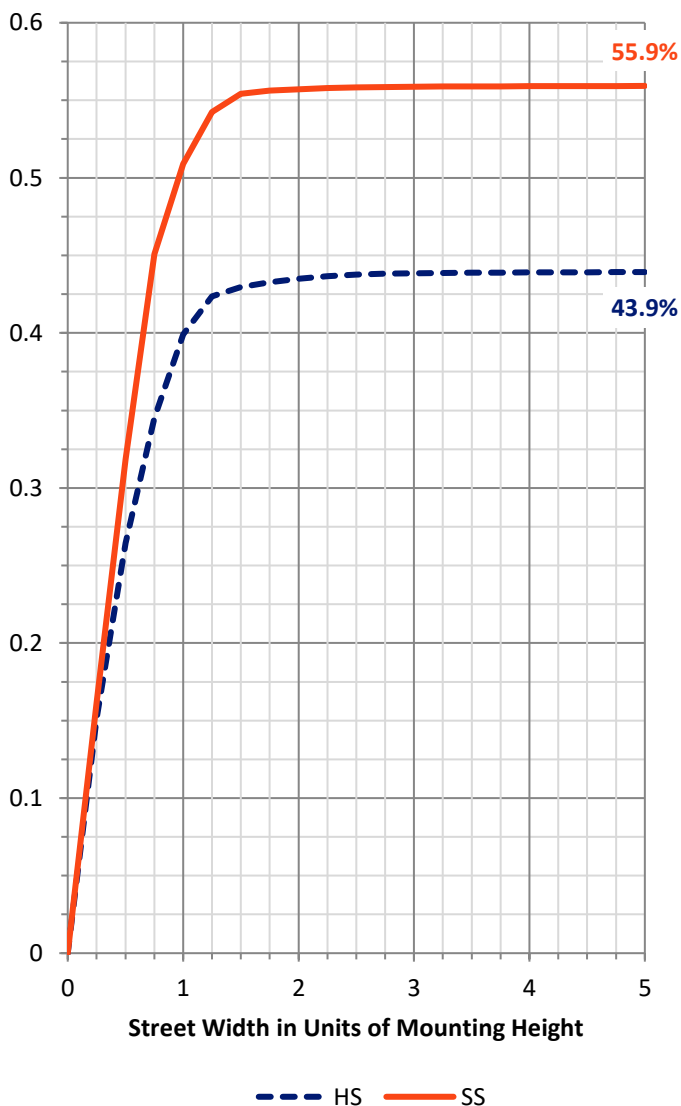
**FLUX DISTRIBUTION:**

		Downward	Upward	Total
<b>House Side</b>	Lumens	13597.9	0.0	13597.9
	% Fixture	44.2	0.0	44.2
<b>Street Side</b>	Lumens	17146.4	0.0	17146.4
	% Fixture	55.8	0.0	55.8
<b>Total</b>	Lumens	30744.3	0.0	30744.3
	% Fixture	100.0	0.0	100.0

**Coefficient of Utilization**

**ZONAL LUMENS:**

Zone	Lumens	% Fixture
0°-10°	1227.6	4.0
10°-20°	3556.1	11.6
20°-30°	5666.9	18.4
30°-40°	7084.5	23.0
40°-50°	6952.3	22.6
50°-60°	4970.5	16.2
60°-70°	1099.7	3.6
70°-80°	168.9	0.5
80°-90°	17.9	0.1
90°-100°	0.0	0.0
100°-110°	0.0	0.0
110°-120°	0.0	0.0
120°-130°	0.0	0.0
130°-140°	0.0	0.0
140°-150°	0.0	0.0
150°-160°	0.0	0.0
160°-170°	0.0	0.0
170°-180°	0.0	0.0
0°-90°	30744.3	100.0
0°-180°	30744.3	100.0



REPORT NUMBER: P980970

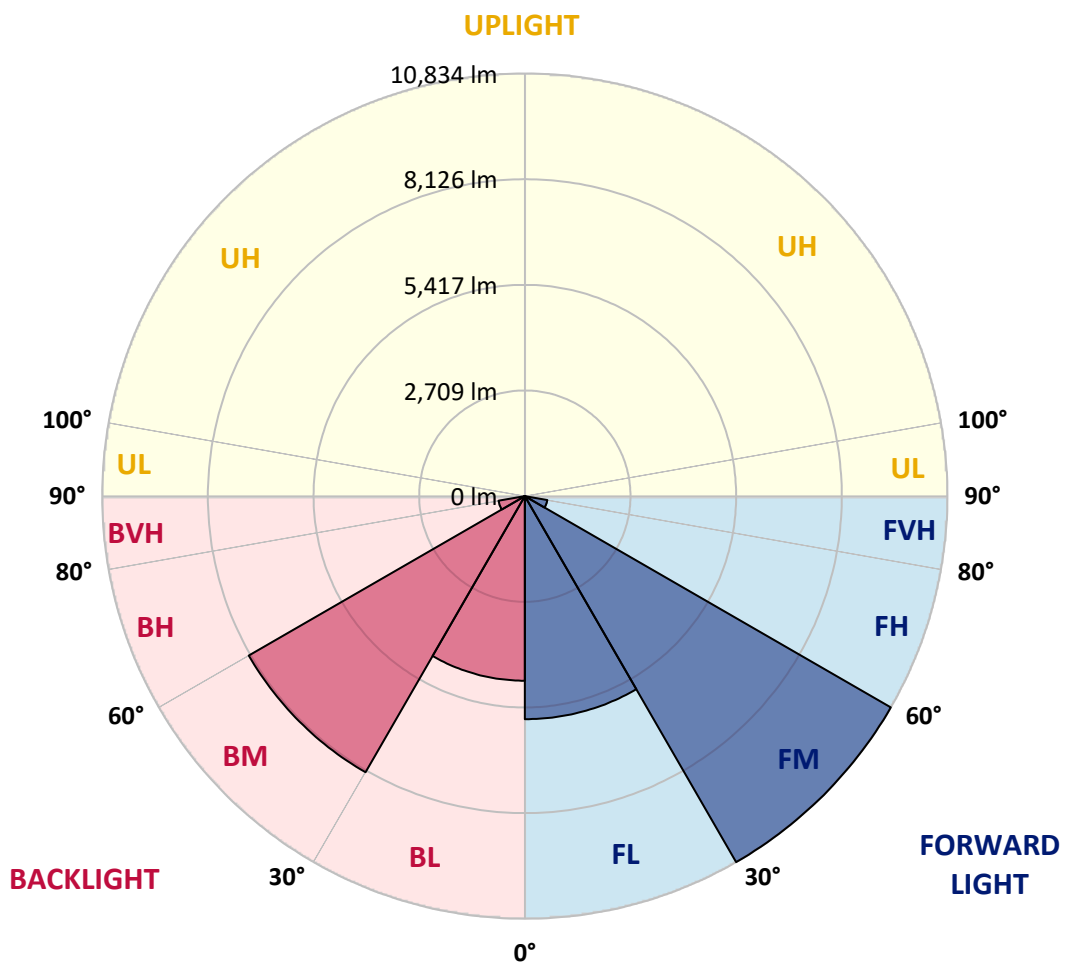
CATALOG NUMBER: NFFLD-L-C75-7040-66

**LUMINAIRE CLASSIFICATION SYSTEM LUMEN TABLE AND BUG RATING:**

Zone	Lumens	% Fixture	Zone Rating/Lumen Limit		
			B	U	G
FL (0°-30°)	5718.2	18.6			
FM (30°-60°)	10834.3	35.2			
FH (60°-80°)	584.9	1.9			G0/660
FVH (80°-90°)	9.0	0.0			G0/10
BL (0°-30°)	4732.3	15.4	B4/5000		
BM (30°-60°)	8173.0	26.6	B4/8500		
BH (60°-80°)	683.7	2.2	B2/1000		G2/1000
BVH (80°-90°)	8.8	0.0			G0/10
UL (90°-100°)	0.0	0.0		U0/0	
UH (100°-180°)	0.0	0.0		U0/0	

**BUG Rating: B4-U0-G2**

Type I Short





REPORT NUMBER: P980970

CATALOG NUMBER: NFFLD-L-C75-7040-66

**CANDELA DISTRIBUTION (FULL):**

	0°	5°	15°	25°	35°	45°	55°	65°	75°	85°	90°
0°	12548.8	12548.8	12548.8	12548.8	12548.8	12548.8	12548.8	12548.8	12548.8	12548.8	12548.8
2.5°	12408.3	12428.4	12448.5	12478.6	12518.7	12538.7	12518.7	12498.6	12488.6	12508.7	12518.7
5°	12578.9	12609.0	12619.0	12639.1	12659.1	12639.1	12629.0	12609.0	12598.9	12609.0	12639.1
7.5°	12829.6	12849.7	12839.7	12829.6	12819.6	12749.4	12679.2	12649.1	12649.1	12679.2	12759.4
10°	13050.3	13090.4	13040.3	13000.2	12930.0	12819.6	12699.2	12629.0	12649.1	12709.3	12809.6
12.5°	13331.2	13331.2	13281.0	13240.9	13080.4	12950.0	12789.5	12679.2	12679.2	12789.5	12899.9
15°	13672.2	13642.2	13622.1	13511.8	13321.2	13110.5	12909.9	12749.4	12719.3	12889.8	12960.0
17.5°	14103.6	13993.2	13943.1	13752.5	13491.7	13220.9	12950.0	12819.6	12729.3	12909.9	12829.6
20°	14695.4	14615.2	14454.7	14153.7	13622.1	13271.0	12950.0	12779.5	12709.3	12809.6	12729.3
22.5°	15457.8	15407.6	15046.5	14665.3	13963.1	13311.1	12899.9	12669.1	12649.1	12598.9	12428.4
25°	16390.6	16260.2	15889.1	15347.4	14474.7	13702.3	12889.8	12468.5	12398.3	12267.9	11967.0
27.5°	17183.1	17042.7	16591.3	16109.8	15176.9	14284.1	12970.1	12227.8	12147.5	12057.3	11686.1
30°	17223.2	17283.4	17163.0	16801.9	15828.9	14524.9	13110.5	12157.6	11977.0	11656.0	11214.7
32.5°	16410.7	16551.1	16842.0	16972.4	16320.4	14815.8	13230.9	12187.7	11856.6	11084.2	10723.1
35°	13632.1	13913.0	15106.7	16230.2	16460.9	15237.1	13331.2	12187.7	11816.5	10673.0	10392.1
37.5°	10472.4	10703.1	11716.2	13752.5	15838.9	15497.9	13551.9	12117.4	11766.4	10703.1	10321.9
40°	8556.4	8686.8	9128.2	10512.5	13652.2	15066.6	13772.6	12197.7	11615.9	10723.1	10362.0
42.5°	8034.8	8024.8	7934.5	8446.1	10412.2	13802.6	13923.0	12398.3	11365.1	10592.7	10291.8
45°	7683.7	7663.7	7583.4	7683.7	8235.4	11294.9	13812.7	12759.4	11054.2	10131.3	9930.7
47.5°	7302.6	7312.6	7282.5	7322.6	7222.3	8576.5	13190.8	12909.9	10522.5	9358.9	9288.7
50°	6389.7	6540.2	6941.4	6981.6	6720.8	6921.4	11294.9	12839.7	10141.3	9138.2	9078.1
52.5°	3972.3	4213.0	5396.7	6399.8	6249.3	6249.3	8616.6	12940.0	9459.2	9058.0	9098.1
55°	1404.3	1584.9	2888.9	4403.6	5597.3	5707.6	6811.0	11515.6	9379.0	9198.4	9238.5
57.5°	351.1	431.3	882.7	1905.9	3771.7	5176.0	6088.8	9509.4	7122.0	6871.2	6971.5
60°	411.3	401.2	551.7	611.9	1464.5	4092.6	5487.0	6419.8	4594.2	4303.3	4353.5
62.5°	441.4	411.3	431.3	541.7	240.7	2006.2	4373.5	3821.8	1895.9	1404.3	1484.6
65°	391.2	371.1	341.1	501.5	170.5	371.1	2578.0	1123.5	270.8	431.3	391.2
67.5°	260.8	270.8	280.9	401.2	160.5	160.5	341.1	280.9	190.6	391.2	341.1
70°	150.5	160.5	190.6	240.7	160.5	130.4	150.5	230.7	160.5	391.2	341.1
72.5°	90.3	90.3	90.3	100.3	160.5	110.3	100.3	190.6	140.4	361.1	341.1
75°	70.2	70.2	70.2	60.2	140.4	70.2	70.2	150.5	120.4	260.8	260.8
77.5°	60.2	60.2	60.2	50.2	80.2	60.2	60.2	110.3	110.3	130.4	150.5
80°	40.1	40.1	40.1	40.1	50.2	50.2	40.1	60.2	50.2	60.2	70.2
82.5°	20.1	30.1	30.1	20.1	30.1	30.1	30.1	40.1	30.1	40.1	40.1
85°	10.0	10.0	10.0	10.0	10.0	10.0	10.0	20.1	10.0	10.0	20.1
87.5°	0.0	0.0	0.0	0.0	0.0	0.0	0.0	0.0	0.0	0.0	0.0
90°	0.0	0.0	0.0	0.0	0.0	0.0	0.0	0.0	0.0	0.0	0.0



REPORT NUMBER: P980970  
 CATALOG NUMBER: NFFLD-L-C75-7040-66

**CANDELA DISTRIBUTION (continued):**

	95°	105°	115°	125°	135°	145°	155°	165°	175°	180°
0°	12548.8	12548.8	12548.8	12548.8	12548.8	12548.8	12548.8	12548.8	12548.8	12548.8
2.5°	12538.7	12588.9	12659.1	12769.5	12809.6	12879.8	12940.0	12990.1	12990.1	12970.1
5°	12699.2	12839.7	13030.3	13200.8	13261.0	13331.2	13361.3	13411.4	13401.4	13391.4
7.5°	12839.7	13060.4	13261.0	13381.3	13361.3	13271.0	13210.8	13130.6	13100.5	13120.5
10°	12950.0	13150.6	13240.9	13160.7	12919.9	12709.3	12438.4	12257.9	12167.6	12197.7
12.5°	12990.1	13060.4	12980.1	12538.7	12237.8	12037.2	11816.5	11696.1	11646.0	11656.0
15°	13000.2	12839.7	12398.3	12067.3	11846.6	11595.8	11415.3	11304.9	11304.9	11315.0
17.5°	12789.5	12398.3	12017.1	11766.4	11455.4	11194.6	11094.3	11054.2	10803.4	10843.5
20°	12598.9	12037.2	11826.5	11435.3	11064.2	10893.7	10311.9	10251.7	10261.7	10271.7
22.5°	12197.7	11776.4	11585.8	11074.2	10652.9	10181.5	10101.2	10041.0	10051.1	10051.1
25°	11646.0	11405.2	11144.4	10612.8	10101.2	10010.9	9950.7	9870.5	9830.4	9840.4
27.5°	11335.0	11034.1	10552.6	10101.2	9770.2	9810.3	9740.1	9619.7	9619.7	9629.8
30°	10943.8	10652.9	10010.9	9479.3	9509.4	9569.6	9399.0	9338.9	9308.8	9308.8
32.5°	10462.3	10061.1	9499.4	8997.8	9178.4	9158.3	8947.6	8967.7	8987.8	8967.7
35°	10101.2	9579.6	9108.1	8837.3	8767.1	8686.8	8576.5	8646.7	8676.8	8656.7
37.5°	10010.9	9389.0	8897.5	8706.9	8436.1	8285.6	8315.7	8385.9	8426.0	8416.0
40°	9980.8	9198.4	8716.9	8516.3	8155.2	8024.8	8064.9	8205.4	8255.5	8245.5
42.5°	9940.7	9068.0	8606.6	8365.8	7864.3	7774.0	7964.6	8095.0	8105.0	8095.0
45°	9730.1	8927.6	8536.4	8054.9	7422.9	7533.3	7774.0	7844.2	7723.9	7673.7
47.5°	9238.5	8666.8	8325.7	7673.7	7061.8	7272.5	7302.6	6540.2	6098.8	5998.5
50°	9098.1	8676.8	8085.0	7222.3	6841.1	7051.8	5737.7	4383.5	3831.8	3721.5
52.5°	9058.0	8576.5	8175.3	6750.9	6760.9	5948.4	3621.2	2146.6	1725.3	1645.1
55°	9158.3	9017.9	8325.7	6470.0	6289.4	3872.0	1685.2	1013.1	1043.2	1013.1
57.5°	6911.4	7543.3	8506.3	6028.6	4594.2	1865.8	1063.3	983.0	912.8	892.8
60°	4313.3	4915.2	6229.2	5186.0	2357.3	1113.4	1083.3	912.8	882.7	872.7
62.5°	1424.4	2186.8	3571.0	3410.5	652.0	1103.4	1093.4	812.5	812.5	812.5
65°	361.1	371.1	983.0	1173.6	481.5	983.0	1043.2	762.4	742.3	772.4
67.5°	311.0	280.9	521.6	461.4	401.2	682.1	912.8	732.3	692.1	692.1
70°	311.0	331.0	511.6	431.3	250.8	371.1	662.0	451.4	401.2	371.1
72.5°	290.9	321.0	451.4	391.2	170.5	180.6	290.9	150.5	140.4	120.4
75°	250.8	260.8	351.1	351.1	180.6	90.3	120.4	100.3	100.3	90.3
77.5°	170.5	130.4	200.6	250.8	130.4	60.2	50.2	50.2	50.2	40.1
80°	90.3	50.2	50.2	40.1	50.2	50.2	30.1	40.1	40.1	30.1
82.5°	50.2	30.1	30.1	20.1	20.1	30.1	20.1	20.1	20.1	20.1
85°	20.1	20.1	10.0	10.0	10.0	20.1	10.0	10.0	10.0	10.0
87.5°	0.0	0.0	0.0	0.0	0.0	0.0	0.0	0.0	10.0	10.0
90°	0.0	0.0	0.0	0.0	0.0	0.0	0.0	0.0	0.0	0.0

LM-79-2019: Approved Method: Electrical and Photometric Measurements of Solid-State Lighting Products

Report Prepared for

Cooper Lighting Solutions

Lumark

Report Number: SP1-2501-319-11

Test Date: 02/05/2025

Luminaire Tested: NFFLD-C55-7050-66

Data in this report applies to families of products including NFFLD-C55-7050-66

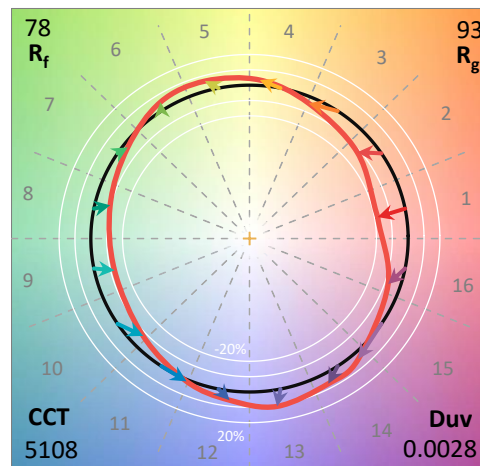
**Test Information**

Test Method: LM-79-2019  
 Report Number: SP1-2501-319-11  
 Test Lab: COOPER LIGHTING SOLUTIONS  
 Photometer: SP1 - 76IN SPHERE  
 Measurement Geometry: 4π  
 Issue Date: 02/06/2025  
 Manufacturer: COOPER LIGHTING SOLUTIONS  
 Product Line: Lumark  
 Catalog Number: **NFFLD-C55-7050-66**  
 Description: LUMARK NIGHT FALCON 16900LM NEMA 6

**Spectral Parameters**

CCT (K): 5108  
 CIE u': 0.2083  
 CIE v': 0.4860  
 Duv: 0.0028  
 CIE x: 0.3426  
 CIE y: 0.3552  
 CIE z: 0.3022  
 Peak Wavelength (nm): 449  
 Dominant Wavelength (nm): 568  
 Purity: 9.36717  
 R<sub>f</sub>: 77.8  
 R<sub>g</sub>: 93.2

CRI (Ra):	75.3		
R1:	71.3	R9:	-33.6
R2:	82.0	R10:	58.1
R3:	90.0	R11:	71.9
R4:	74.3	R12:	56.4
R5:	73.5	R13:	73.5
R6:	75.6	R14:	94.6
R7:	81.5	R15:	63.4
R8:	54.1		



**Test Conditions**

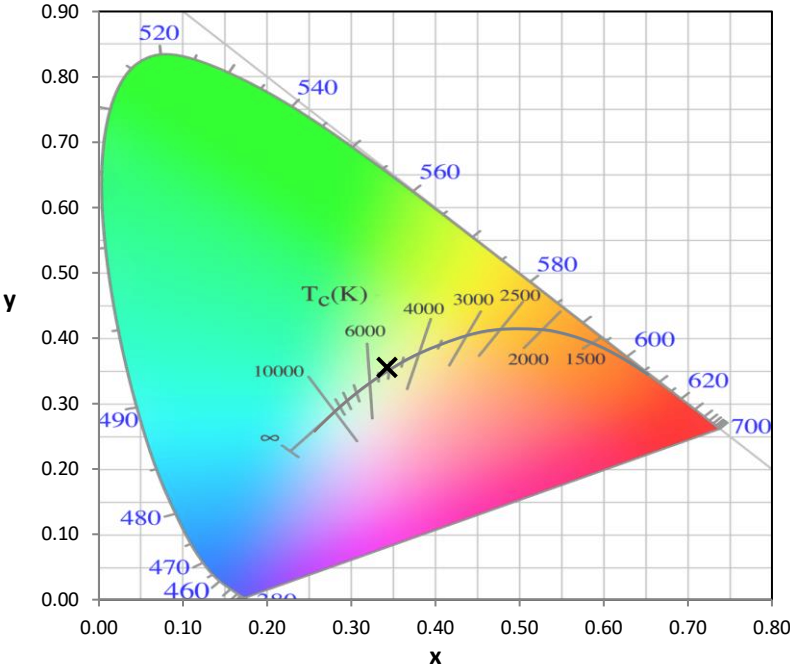
Stabilization Time: 48M  
 Operation Time: 1H 48M  
 Sphere Temperature (°C): 25.0

REPORT NUMBER: SP1-2501-319-11

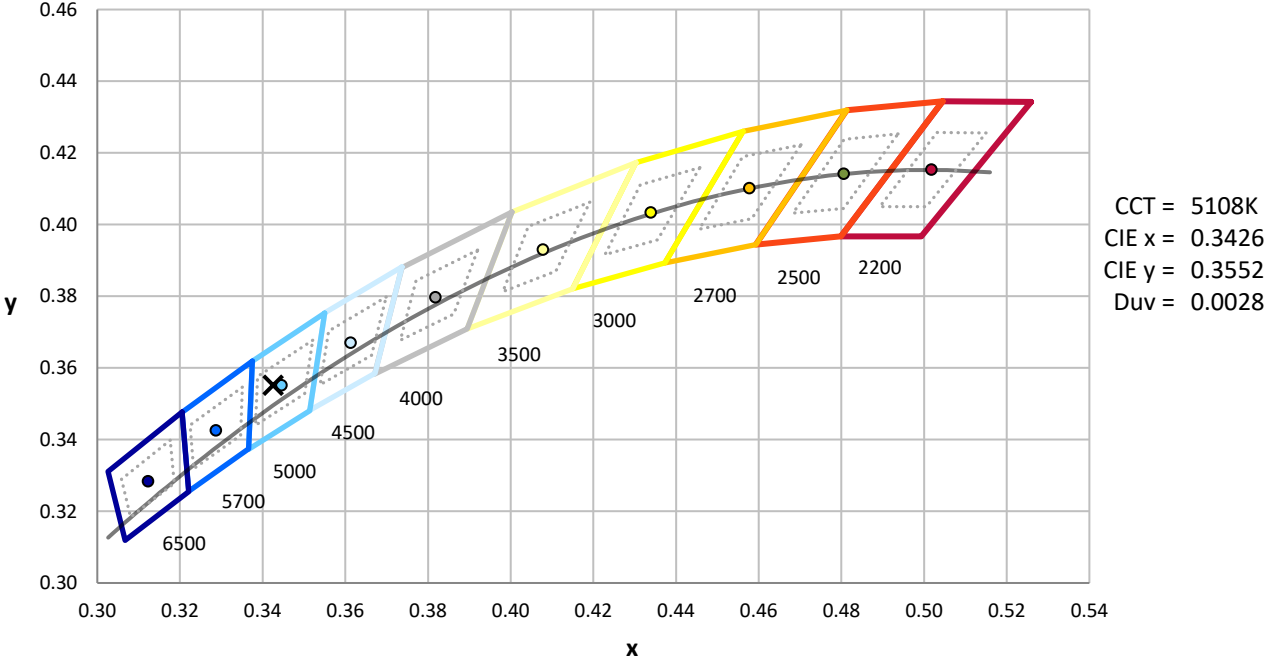
Measurement and Test Equipment			
Instrument	Identification Number	Calibration Date	Calibration Due Date
Photometer	IN0058	12/16/2024	6/16/2025
Power Meter	INXT2011004	1/21/2025	1/21/2026
AC Power Source	IN0063	10/22/2024	10/22/2025
DC Power Source	IN0208	10/22/2024	10/22/2025
Sphere Thermometer	IN0085	10/22/2024	10/22/2025
Room Thermometer	IN0046	10/22/2024	10/22/2025

REPORT NUMBER: SP1-2501-319-11

CIE 1931 Chromaticity Diagram



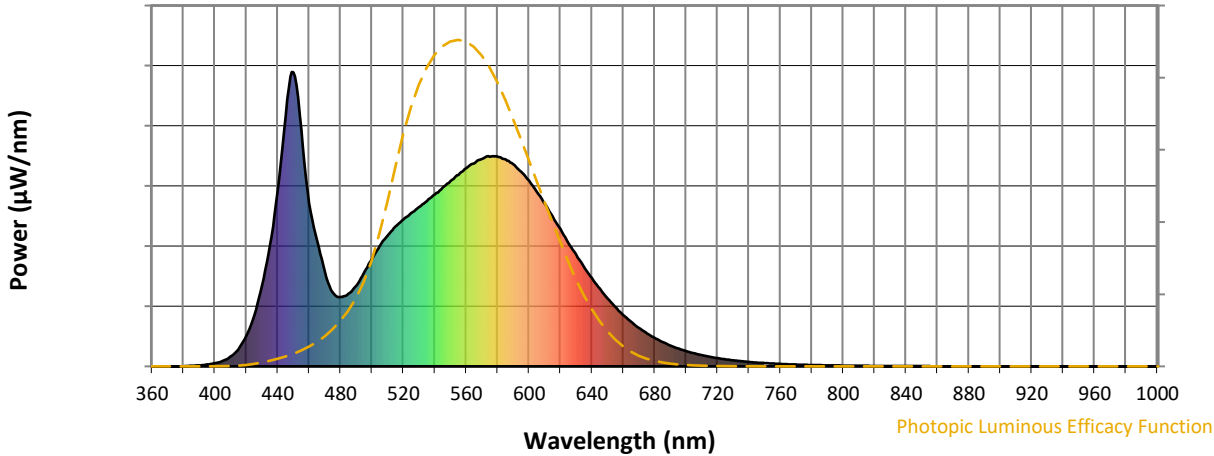
CIE 1931 Chromaticity Diagram with 2017 ANSI 7-Step and 4-Step Quadrangles



Point lies inside the ANSI 5000K 4-step quadrangle

REPORT NUMBER: SP1-2501-319-11

**Photopic Flux vs. Wavelength**

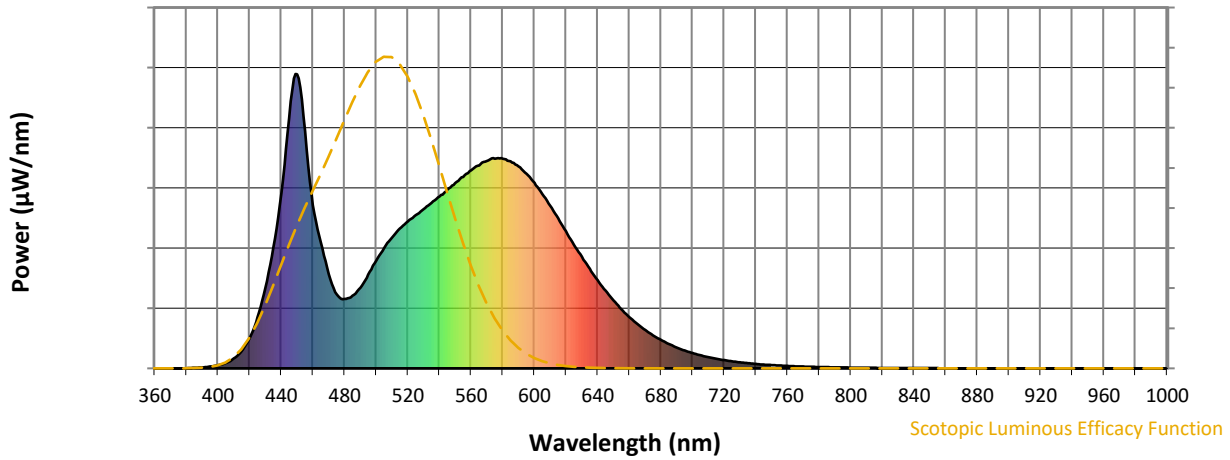


**Photopic Lumens: NR**

λ (nm)	Power W <sup>^</sup> /nm	Lumens (φ/nm)	λ (nm)	Power W <sup>^</sup> /nm	Lumens (φ/nm)	λ (nm)	Power W <sup>^</sup> /nm	Lumens (φ/nm)	λ (nm)	Power W <sup>^</sup> /nm	Lumens (φ/nm)	λ (nm)	Power W <sup>^</sup> /nm	Lumens (φ/nm)
360	0	NR	490	274	NR	620	466	NR	750	11	NR	880	0	NR
365	0	NR	495	319	NR	625	420	NR	755	10	NR	885	0	NR
370	0	NR	500	366	NR	630	380	NR	760	8	NR	890	0	NR
375	0	NR	505	409	NR	635	338	NR	765	7	NR	895	0	NR
380	0	NR	510	445	NR	640	300	NR	770	6	NR	900	0	NR
385	2	NR	515	475	NR	645	264	NR	775	5	NR	905	0	NR
390	4	NR	520	499	NR	650	230	NR	780	5	NR	910	0	NR
395	6	NR	525	520	NR	655	201	NR	785	4	NR	915	0	NR
400	10	NR	530	542	NR	660	174	NR	790	3	NR	920	0	NR
405	18	NR	535	562	NR	665	151	NR	795	3	NR	925	0	NR
410	33	NR	540	584	NR	670	131	NR	800	3	NR	930	0	NR
415	59	NR	545	607	NR	675	112	NR	805	2	NR	935	0	NR
420	103	NR	550	629	NR	680	97	NR	810	2	NR	940	0	NR
425	173	NR	555	650	NR	685	83	NR	815	2	NR	945	0	NR
430	274	NR	560	673	NR	690	71	NR	820	2	NR	950	0	NR
435	412	NR	565	690	NR	695	61	NR	825	1	NR	955	0	NR
440	595	NR	570	705	NR	700	52	NR	830	1	NR	960	0	NR
445	849	NR	575	712	NR	705	44	NR	835	1	NR	965	0	NR
450	999	NR	580	713	NR	710	38	NR	840	1	NR	970	0	NR
455	805	NR	585	703	NR	715	33	NR	845	1	NR	975	0	NR
460	555	NR	590	686	NR	720	28	NR	850	1	NR	980	0	NR
465	428	NR	595	661	NR	725	24	NR	855	1	NR	985	0	NR
470	319	NR	600	630	NR	730	20	NR	860	1	NR	990	0	NR
475	251	NR	605	593	NR	735	18	NR	865	1	NR	995	0	NR
480	236	NR	610	552	NR	740	15	NR	870	0	NR	1000	0	NR
485	247	NR	615	510	NR	745	13	NR	875	0	NR			

REPORT NUMBER: SP1-2501-319-11

**Scotopic Flux vs. Wavelength**



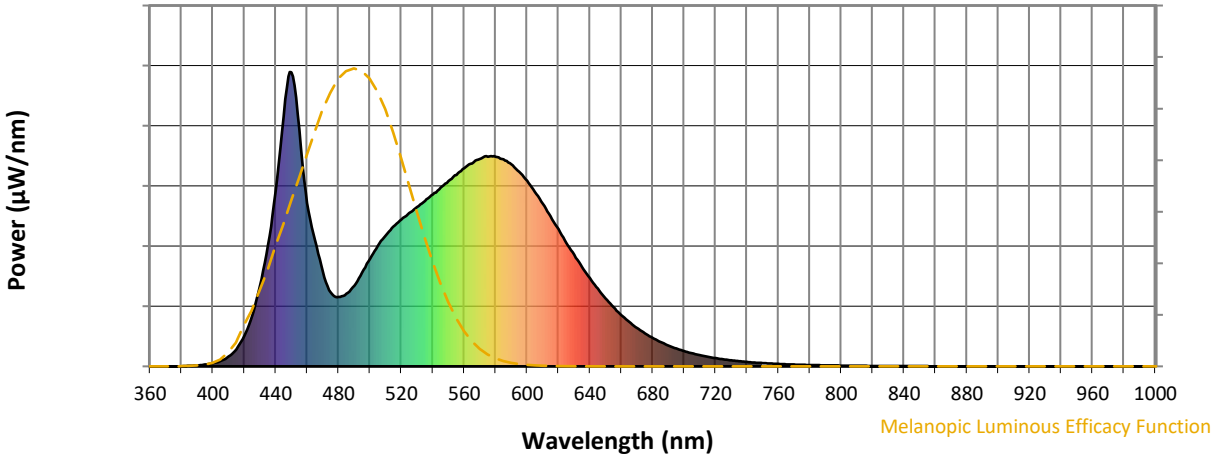
**Scotopic Lumens: NR**

**S/P: 1.89**

λ (nm)	Power W <sup>^</sup> /nm	Lumens (φ/nm)	λ (nm)	Power W <sup>^</sup> /nm	Lumens (φ/nm)	λ (nm)	Power W <sup>^</sup> /nm	Lumens (φ/nm)	λ (nm)	Power W <sup>^</sup> /nm	Lumens (φ/nm)	λ (nm)	Power W <sup>^</sup> /nm	Lumens (φ/nm)
360	0	NR	490	274	NR	620	466	NR	750	11	NR	880	0	NR
365	0	NR	495	319	NR	625	420	NR	755	10	NR	885	0	NR
370	0	NR	500	366	NR	630	380	NR	760	8	NR	890	0	NR
375	0	NR	505	409	NR	635	338	NR	765	7	NR	895	0	NR
380	0	NR	510	445	NR	640	300	NR	770	6	NR	900	0	NR
385	2	NR	515	475	NR	645	264	NR	775	5	NR	905	0	NR
390	4	NR	520	499	NR	650	230	NR	780	5	NR	910	0	NR
395	6	NR	525	520	NR	655	201	NR	785	4	NR	915	0	NR
400	10	NR	530	542	NR	660	174	NR	790	3	NR	920	0	NR
405	18	NR	535	562	NR	665	151	NR	795	3	NR	925	0	NR
410	33	NR	540	584	NR	670	131	NR	800	3	NR	930	0	NR
415	59	NR	545	607	NR	675	112	NR	805	2	NR	935	0	NR
420	103	NR	550	629	NR	680	97	NR	810	2	NR	940	0	NR
425	173	NR	555	650	NR	685	83	NR	815	2	NR	945	0	NR
430	274	NR	560	673	NR	690	71	NR	820	2	NR	950	0	NR
435	412	NR	565	690	NR	695	61	NR	825	1	NR	955	0	NR
440	595	NR	570	705	NR	700	52	NR	830	1	NR	960	0	NR
445	849	NR	575	712	NR	705	44	NR	835	1	NR	965	0	NR
450	999	NR	580	713	NR	710	38	NR	840	1	NR	970	0	NR
455	805	NR	585	703	NR	715	33	NR	845	1	NR	975	0	NR
460	555	NR	590	686	NR	720	28	NR	850	1	NR	980	0	NR
465	428	NR	595	661	NR	725	24	NR	855	1	NR	985	0	NR
470	319	NR	600	630	NR	730	20	NR	860	1	NR	990	0	NR
475	251	NR	605	593	NR	735	18	NR	865	1	NR	995	0	NR
480	236	NR	610	552	NR	740	15	NR	870	0	NR	1000	0	NR
485	247	NR	615	510	NR	745	13	NR	875	0	NR			

REPORT NUMBER: SP1-2501-319-11

Melanopic Flux vs. Wavelength



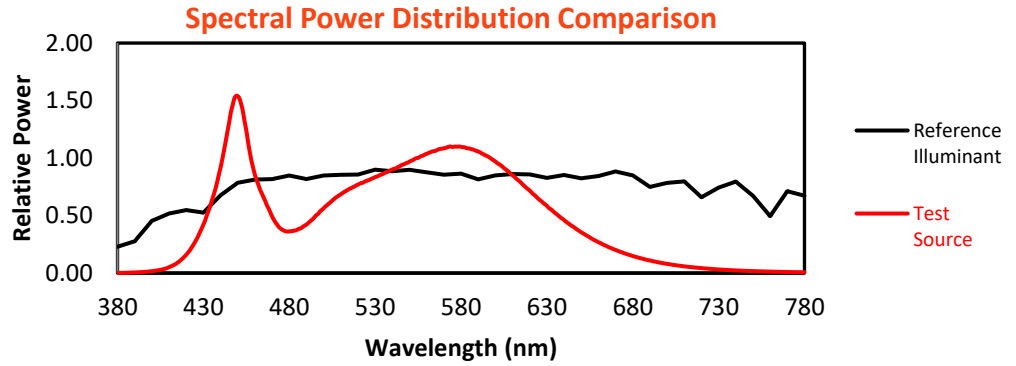
Melanopic Lumens: NR

M/P: 3.96

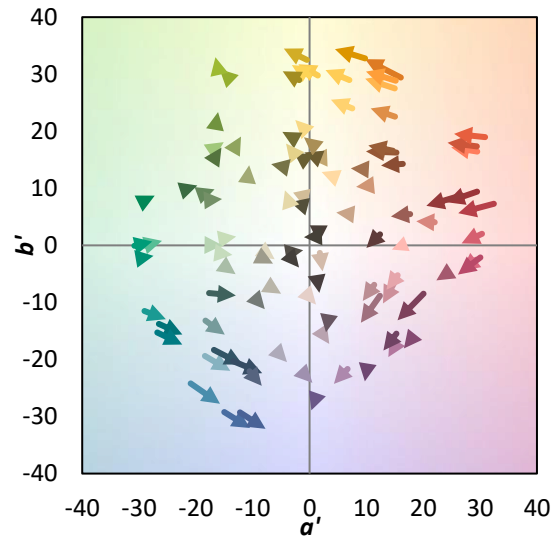
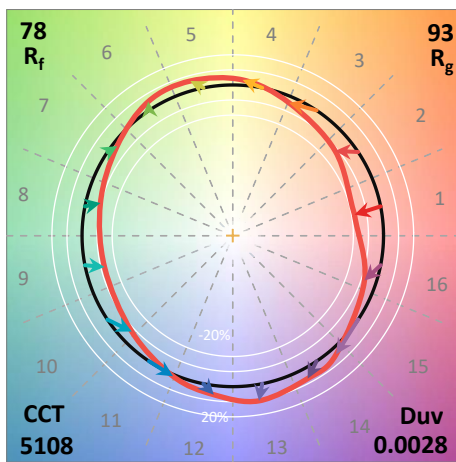
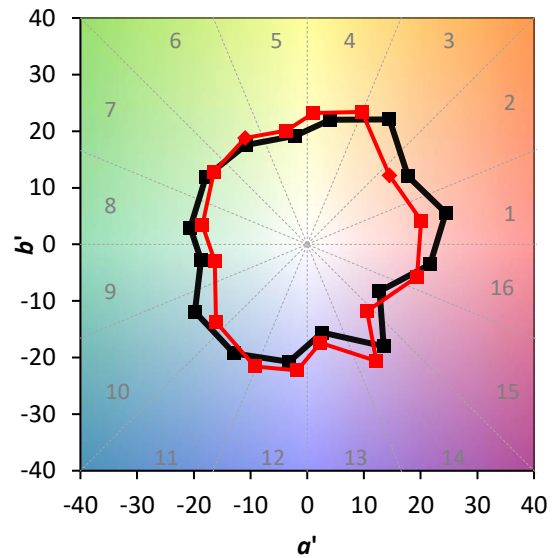
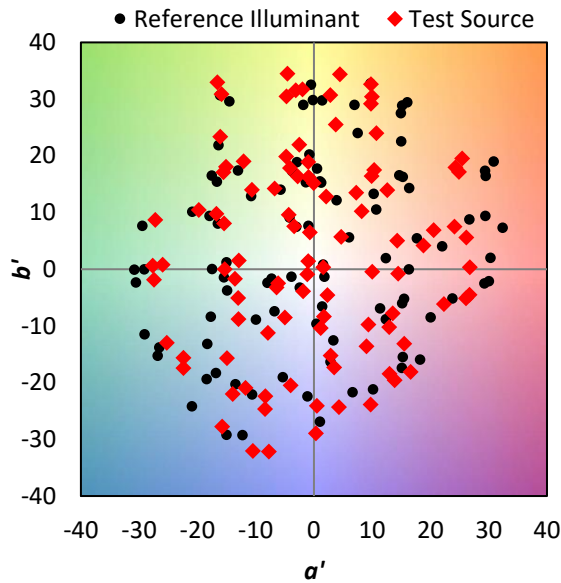
λ (nm)	Power W <sup>^</sup> /nm	Lumens (φ/nm)	λ (nm)	Power W <sup>^</sup> /nm	Lumens (φ/nm)	λ (nm)	Power W <sup>^</sup> /nm	Lumens (φ/nm)	λ (nm)	Power W <sup>^</sup> /nm	Lumens (φ/nm)	λ (nm)	Power W <sup>^</sup> /nm	Lumens (φ/nm)
360	0	NR	490	274	NR	620	466	NR	750	11	NR	880	0	NR
365	0	NR	495	319	NR	625	420	NR	755	10	NR	885	0	NR
370	0	NR	500	366	NR	630	380	NR	760	8	NR	890	0	NR
375	0	NR	505	409	NR	635	338	NR	765	7	NR	895	0	NR
380	0	NR	510	445	NR	640	300	NR	770	6	NR	900	0	NR
385	2	NR	515	475	NR	645	264	NR	775	5	NR	905	0	NR
390	4	NR	520	499	NR	650	230	NR	780	5	NR	910	0	NR
395	6	NR	525	520	NR	655	201	NR	785	4	NR	915	0	NR
400	10	NR	530	542	NR	660	174	NR	790	3	NR	920	0	NR
405	18	NR	535	562	NR	665	151	NR	795	3	NR	925	0	NR
410	33	NR	540	584	NR	670	131	NR	800	3	NR	930	0	NR
415	59	NR	545	607	NR	675	112	NR	805	2	NR	935	0	NR
420	103	NR	550	629	NR	680	97	NR	810	2	NR	940	0	NR
425	173	NR	555	650	NR	685	83	NR	815	2	NR	945	0	NR
430	274	NR	560	673	NR	690	71	NR	820	2	NR	950	0	NR
435	412	NR	565	690	NR	695	61	NR	825	1	NR	955	0	NR
440	595	NR	570	705	NR	700	52	NR	830	1	NR	960	0	NR
445	849	NR	575	712	NR	705	44	NR	835	1	NR	965	0	NR
450	999	NR	580	713	NR	710	38	NR	840	1	NR	970	0	NR
455	805	NR	585	703	NR	715	33	NR	845	1	NR	975	0	NR
460	555	NR	590	686	NR	720	28	NR	850	1	NR	980	0	NR
465	428	NR	595	661	NR	725	24	NR	855	1	NR	985	0	NR
470	319	NR	600	630	NR	730	20	NR	860	1	NR	990	0	NR
475	251	NR	605	593	NR	735	18	NR	865	1	NR	995	0	NR
480	236	NR	610	552	NR	740	15	NR	870	0	NR	1000	0	NR
485	247	NR	615	510	NR	745	13	NR	875	0	NR			

**Summary**

$R_f = 77.8$   
 $R_g = 93.2$   
 $CIE R_a = 75.3$   
 $R_9 = -33.6$

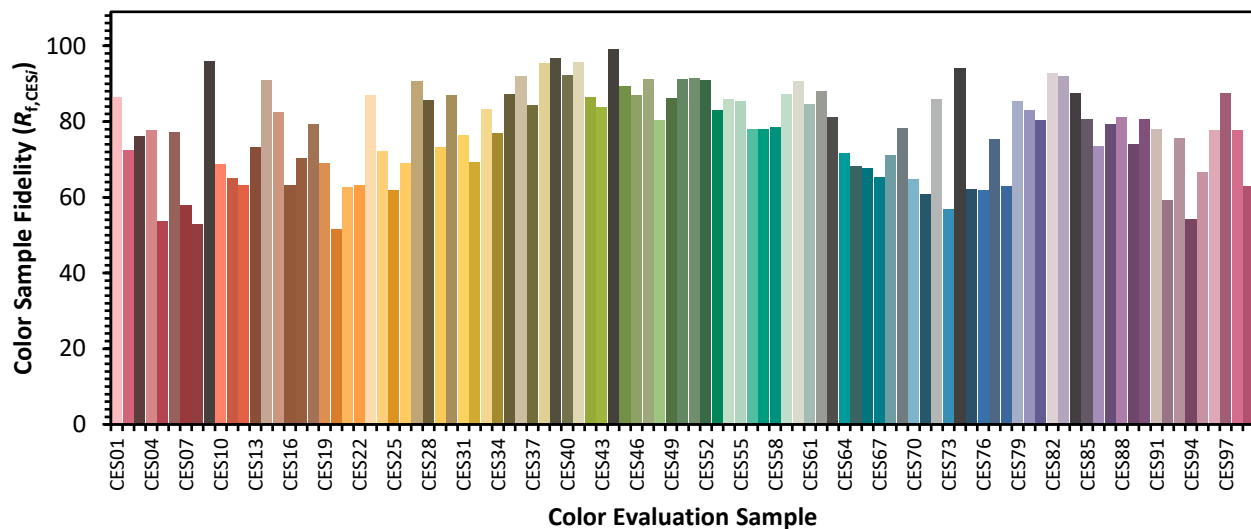


**Color Vector Graphics**

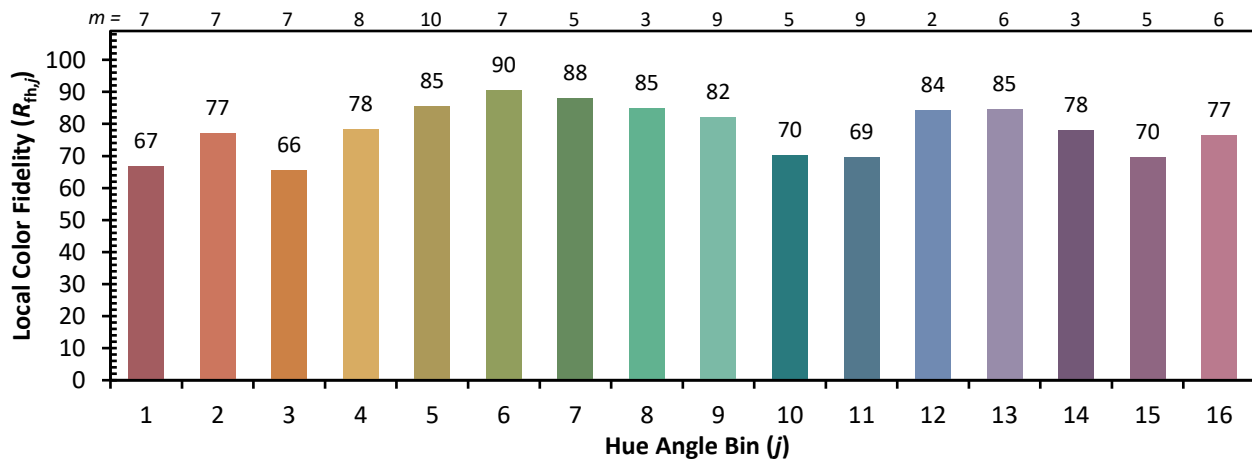
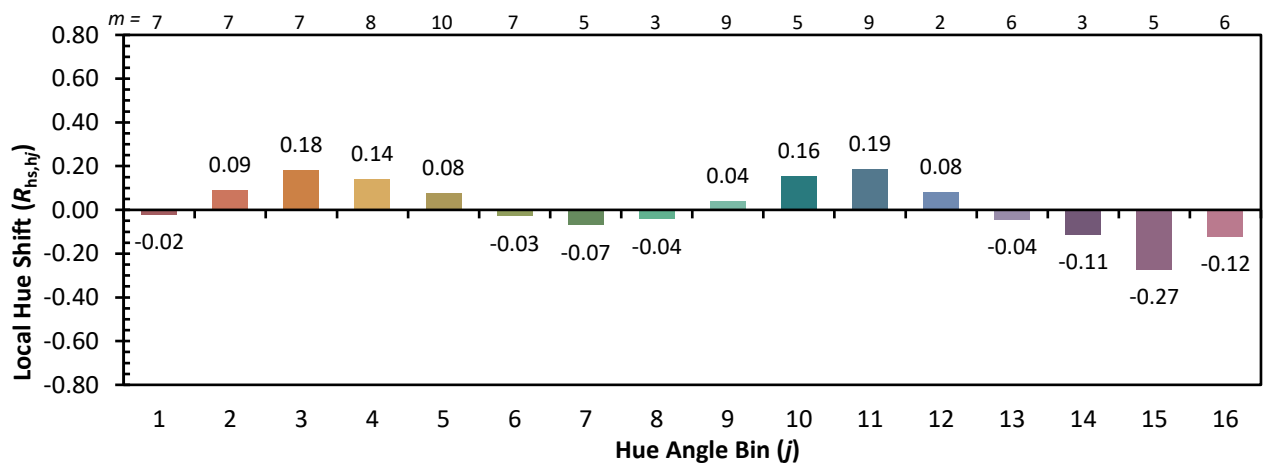
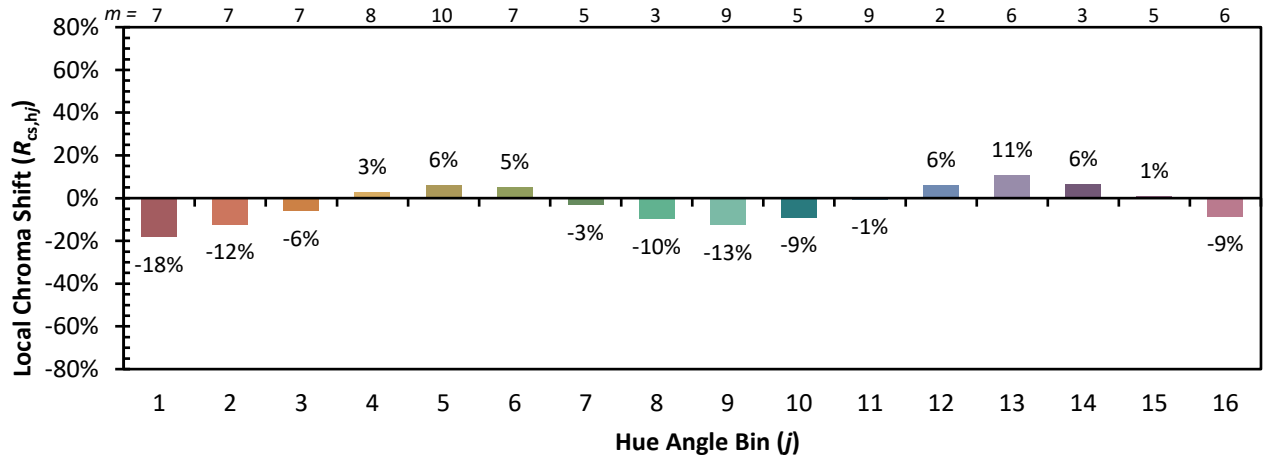


**Individual Sample Fidelity Index ( $R_{f,i}$ )**

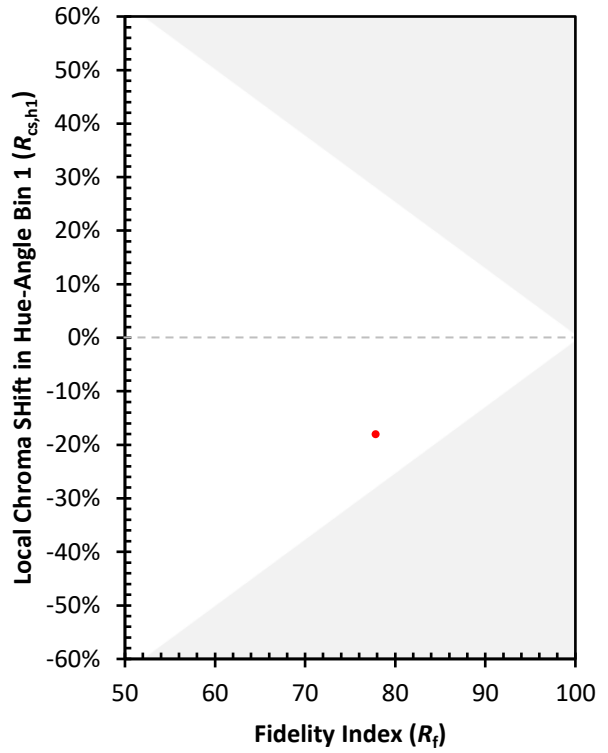
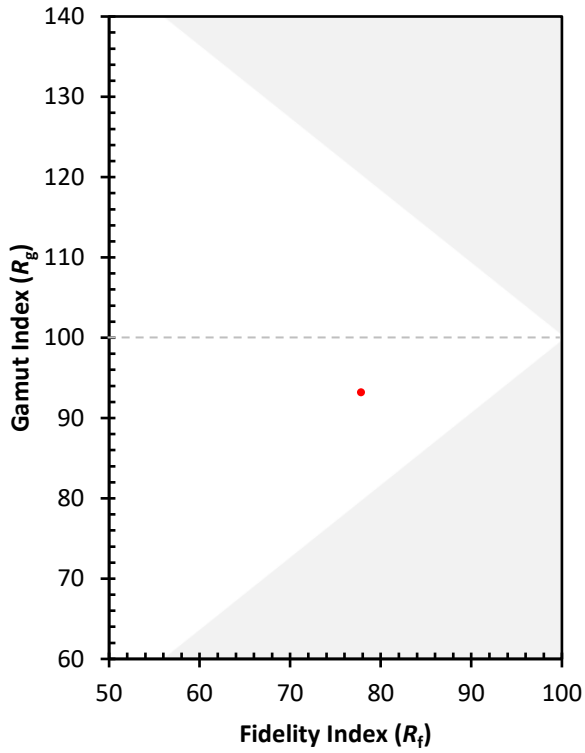
CES01 = 85	CES26 = 69	CES51 = 92	CES76 = 62
CES02 = 60	CES27 = 91	CES52 = 91	CES77 = 75
CES03 = 30	CES28 = 86	CES53 = 83	CES78 = 63
CES04 = 69	CES29 = 73	CES54 = 86	CES79 = 85
CES05 = 46	CES30 = 87	CES55 = 85	CES80 = 83
CES06 = 50	CES31 = 76	CES56 = 78	CES81 = 80
CES07 = 39	CES32 = 69	CES57 = 78	CES82 = 93
CES08 = 38	CES33 = 83	CES58 = 78	CES83 = 92
CES09 = 29	CES34 = 77	CES59 = 87	CES84 = 88
CES10 = 73	CES35 = 87	CES60 = 91	CES85 = 81
CES11 = 56	CES36 = 92	CES61 = 85	CES86 = 74
CES12 = 61	CES37 = 84	CES62 = 88	CES87 = 79
CES13 = 41	CES38 = 95	CES63 = 81	CES88 = 81
CES14 = 74	CES39 = 97	CES64 = 72	CES89 = 74
CES15 = 70	CES40 = 92	CES65 = 68	CES90 = 81
CES16 = 46	CES41 = 96	CES66 = 68	CES91 = 78
CES17 = 49	CES42 = 87	CES67 = 65	CES92 = 59
CES18 = 55	CES43 = 84	CES68 = 71	CES93 = 76
CES19 = 71	CES44 = 99	CES69 = 78	CES94 = 54
CES20 = 64	CES45 = 89	CES70 = 65	CES95 = 67
CES21 = 85	CES46 = 87	CES71 = 61	CES96 = 78
CES22 = 77	CES47 = 91	CES72 = 86	CES97 = 88
CES23 = 91	CES48 = 80	CES73 = 57	CES98 = 78
CES24 = 90	CES49 = 86	CES74 = 94	CES99 = 63
CES25 = 71	CES50 = 91	CES75 = 62	



Color Rendition by Hue-Angle Bin



Measure Comparisons



(END OF REPORT)